



**IN THE NAME OF ALLAH
THE MOST GRACIOUS
THE MOST MERCIFUL**

**DISPOSITION KINETICS, RENAL CLEARANCE AND
URINARY EXCRETION OF ENROFLOXACIN
FOLLOWING SINGLE INTRAMUSCULAR
ADMINISTRATION IN DOMESTIC
RUMINANT SPECIES**



By

TARIQ HUSSAIN
D.V.M., M.Sc. (Hons)

A thesis submitted in partial fulfillment of the requirements for the degree of

DOCTOR OF PHILOSOPHY

IN

PHARMACOLOGY

DEPARTMENT OF PHYSIOLOGY & PHARMACOLOGY

FACULTY OF VETERINARY SCIENCE

UNIVERSITY OF AGRICULTURE


FAISALABAD, PAKISTAN

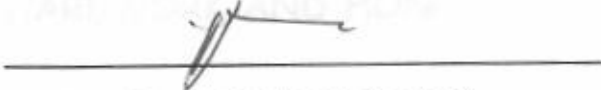
2013


The Controller of Examinations,
University of Agriculture,
Faisalabad.

We, the supervisory committee, certify that the contents and the form of thesis submitted by MR. TARIQ HUSSAIN, 2000-ag-737, have been found satisfactory and recommend that it be processed for evaluation by the External Examiner(s) for the award of degree.


SUPERVISORY COMMITTEE:

CHAIRMAN : 
(PROF. DR. IJAZ JAVED HASAN)

MEMBER : 
(DR. FAQIR MUHAMMAD)

MEMBER : 
(PROF. DR. ZIA - UR - RAHMAN)


CHAIRMAN
Department of Physiology & Pharmacology
University of Agriculture, Faisalabad.


19/7/13
Dean,
Faculty of Veterinary Science,
University of Agriculture,
Faisalabad.

THIS DISSERTATION IS DEDICATED TO
MY LOVING PARENTS

(Mr. & Mrs. CH. RIASAT ALI)

WHO'S LOVE AND CARE

ALWAYS ENTHUSED ME TO WORK HARD

AND

THEIR BELIEF AND TRUST IN ME

**ALWAYS ENCOURAGED ME TO MAKE THEM PROUD
OF ME**

*WHO ALWAYS TAUGHT ME THE LESSON OF
COMMITTEMT, HARDWORK AND HONESTY*

AND

MY LOVING AND CARING WIFE

"DR. NAVIDA CHAUDHRY"

FOR HER MORAL SUPPORT

CONTENTS

Director,
Graduate Studies,
Univ. of Agri., Faisalabad

CHAPTER	TITLE	PAGE
	Acknowledgements	i
	List of Tables	ii
	List of Figures	iv
	List of Appendices	vi
1	Introduction	1
2	Review of Literature	4
3	Materials and Methods	28
4	Results	54
5	Discussion	93
6	Summary	119
	References	121
	Appendices	140

38

30/09/22

ACKNOWLEDGEMENTS

If oceans turn into ink and all of the woods become pens, even then, the praises of *Allah Almighty* cannot be expressed. He, Who created the universe and bestowed the mankind with knowledge and wisdom to search for its secrets, I set my unfeigned and humble thanks to Him, Who favored and reinforced me with the fortitude and capability to complete my research work. Trembling lips and wet eyes praise for our beloved *Holy Prophet Muhammad (Sal-Allaho Alaihe Wasallam)* for the internal and external blessings for the literate, illiterate, rich, poor, weaker, stronger, able, disabled and deserted human beings.

The credit goes to my respectable supervisor, **Prof. Dr. Ijaz Javed Hasan**, who, inspite of his busiest schedule acted as a real spiritual teacher and provided his dexterous guidance and valuable suggestions throughout my research efforts and write up of this manuscript. Under his able guidance, skillful suggestions, constructive criticism and kind supervision this work was converted into a novel write up getting its present shape.

I am grateful to respectable members of my supervisory committee, **Dr. Faqir Muhammad** and **Prof. Dr. Zia-ur-Rahman**, for their incentive teaching and positive criticism to improve this study. I am especially thankful to **Prof. Dr. Faqir Hussain Khan**, who funded this work under ALP project entitled, "Pharmacokinetics and dosage of fluoroquinolones in ruminants", and without whose expertise suggestions, I really would have ever been able to complete this manuscript.

I am also thankful to **Dr. Faqir Muhammad**, Assistant Professor, Department of Physiology and Pharmacology, **Mr. Bilal Aslam**, **Miss Wajeeha**, and **Mr. Sadiq Masih** for their endless help and cooperation. Last but not the least, I express my profound admiration to my family members, especially to my **father**, **mother** and my loving **niece**, for their best wishes and moral support during the entire academic career that enabled me to complete my work efficiently and proficiently.

Tariq Hussain

LIST OF TABLES

No.	Title	Page
1	Reported values of some pharmacokinetic parameters of fluoroquinolones in domestic ruminant species.	11
2	Description of ruminant animals used for the study of pharmacokinetics, renal clearance and urinary excretion of enrofloxacin.	30
3	Definitions and formulae of kinetic parameters derived from two compartment open model.	52
4	Mean \pm SE values of plasma concentration ($\mu\text{g/ml}$) of enrofloxacin following single intramuscular administration at 5 mg/kg body weight in each of the healthy adult female cows, buffaloes, sheep and goats (n=8).	56
5	Mean \pm SE values of plasma concentration ($\mu\text{g/ml}$) of ciprofloxacin following single intramuscular administration of enrofloxacin at 5 mg/kg body weight in each of the healthy adult female cows, buffaloes, sheep and goats (n=8).	57
6	Mean \pm SE values for the pharmacokinetics parameters of enrofloxacin after intramuscular administration of enrofloxacin at 5 mg/kg body weight in each of the 8 adult female cows, buffaloes, sheep and goats (n=8).	66
7	Mean \pm SE values for the pharmacokinetics parameters of ciprofloxacin following intramuscular administration of enrofloxacin at 5 mg/kg body weight in each of the 8 adult female cows, buffaloes, sheep and goats (n=8).	67
8	Intramuscular dosage regimens of enrofloxacin (mg/kg body weight) for different dosing intervals in adult female cows, buffaloes, sheep and goats.	70
9	Mean \pm SE values for body weight, diuresis, plasma and urine concentration and renal clearance of endogenous creatinine and enrofloxacin in 8 cows following intramuscular administration of enrofloxacin at dose rate of 5 mg/kg body weight.	73

10	Mean \pm SE values for body weight, diuresis, plasma and urine concentration and renal clearance of endogenous creatinine and ciprofloxacin in 8 cows following intramuscular administration of enrofloxacin at dose rate of 5 mg/kg body weight.	74
11	Mean \pm SE values for body weight, diuresis, plasma and urine concentration and renal clearance of endogenous creatinine and enrofloxacin in 8 buffaloes following intramuscular administration of enrofloxacin at dose rate of 5 mg/kg body weight	77
12	Mean \pm SE values for body weight, diuresis, plasma and urine concentration and renal clearance of endogenous creatinine and ciprofloxacin in 8 buffaloes following intramuscular administration of enrofloxacin	78
13	Mean \pm SE values for body weight, diuresis, plasma and urine concentration and renal clearance of endogenous creatinine and enrofloxacin in 8 sheep following intramuscular administration of enrofloxacin at dose rate of 5 mg/kg body weight	81
14	Mean \pm SE values for body weight, diuresis, plasma and urine concentration and renal clearance of endogenous creatinine and ciprofloxacin in 8 sheep following intramuscular administration of enrofloxacin at dose rate of 5 mg/kg body weight	82
15	Mean \pm SE values for body weight, diuresis, plasma and urine concentration and renal clearance of endogenous creatinine and enrofloxacin in 8 goats following intramuscular administration of enrofloxacin at dose rate of 5 mg/kg body weight	86
16	Mean \pm SE values for body weight, diuresis, plasma and urine concentration and renal clearance of endogenous creatinine and ciprofloxacin in 8 goats following intramuscular administration of enrofloxacin at dose rate of 5 mg/kg body weight	87
17	Mean \pm SE values for enrofloxacin cumulative percent of dose excreted in the urine of adult female cows, buffaloes, sheep and goats following a single intramuscular administration of enrofloxacin at 5 mg/kg body weight.	91

LIST OF FIGURES

No	Title	Page
1a	Chromatogram of blank plasma of cow	34
1b	Chromatogram of 0.25 $\mu\text{g/ml}$ enrofloxacin standard in the plasma of cow	34
1c	Chromatogram of 2 $\mu\text{g/ml}$ enrofloxacin standard in the plasma of cow	35
1d	Chromatogram of 4 $\mu\text{g/ml}$ enrofloxacin standard in the plasma of cow	35
1e	Chromatogram of 6 $\mu\text{g/ml}$ enrofloxacin standard in the plasma of cow	36
2	Standard curve of enrofloxacin in plasma of cow	37
3a	Chromatogram of blank plasma of cow	38
3b	Chromatogram of 0.25 $\mu\text{g/ml}$ ciprofloxacin standard in the plasma of cow	38
3c	Chromatogram of 1 $\mu\text{g/ml}$ ciprofloxacin standard in the plasma of cow	39
3d	Chromatogram of 2 $\mu\text{g/ml}$ ciprofloxacin standard in the plasma of cow	39
3e	Chromatogram of 4 $\mu\text{g/ml}$ ciprofloxacin standard in the plasma of cow	40
4	Standard curve of ciprofloxacin in plasma of cow	41
5a	Chromatogram of blank urine of cow	42
5b	Chromatogram of 2 $\mu\text{g/ml}$ enrofloxacin standard in the urine of cow	42
5c	Chromatogram of 4 $\mu\text{g/ml}$ enrofloxacin standard in the urine of cow	43
5d	Chromatogram of 8 $\mu\text{g/ml}$ enrofloxacin standard in the urine of cow	43
5e	Chromatogram of 16 $\mu\text{g/ml}$ enrofloxacin standard in the urine of cow	44

5f	Chromatogram of 32 µg/ml enrofloxacin standard in the urine of cow	44
6	Standard curve of enrofloxacin in urine of cow	45
7a	Chromatogram of blank urine of cow.	46
7b	Chromatogram of 2 µg/ml ciprofloxacin standard in the urine of cow	46
7c	Chromatogram of 4 µg/ml ciprofloxacin standard in the urine of cow	47
7d	Chromatogram of 8 µg/ml ciprofloxacin standard in the urine of cow	47
7e	Chromatogram of 16 µg/ml ciprofloxacin standard in the urine of cow	48
7f	Chromatogram of 32 µg/ml ciprofloxacin standard in the urine of cow	48
8	Standard curve of ciprofloxacin in urine of cow	49
9	Mean ± SE plasma concentration of enrofloxacin and ciprofloxacin on a semilogarithmic scale versus time after single intramuscular administration (5 mg/kg) in 8 cows	58
10	Mean ± SE plasma concentration of enrofloxacin and ciprofloxacin on a semilogarithmic scale versus time after single intramuscular administration (5 mg/kg) in 8 buffaloes	59
11	Mean ± SE plasma concentration of enrofloxacin and ciprofloxacin on a semilogarithmic scale versus time after single intramuscular administration (5 mg/kg) in 8 sheep	60
12	Mean ± SE plasma concentration of enrofloxacin and ciprofloxacin on a semilogarithmic scale versus time after single intramuscular administration (5 mg/kg) in 8 goats	61
13	Mean plasma concentration of enrofloxacin on a semilogarithmic scale versus time after single intramuscular administration (5 mg/kg) in ruminants	62
14	Mean plasma concentration of ciprofloxacin on a semilogarithmic scale versus time after single intramuscular administration (5 mg/kg) in ruminants	63
15	Enrofloxacin dosogram in four ruminant species	71